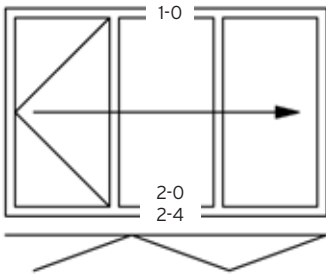


**Innenansicht**  
**View from the Inside**

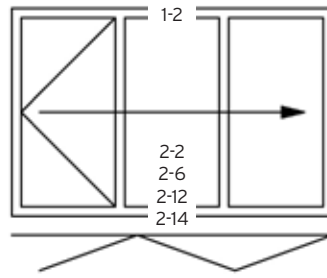
- ① erstöffnend / primary panel
- ② zweitöffnend / secondary panel

SL 66 „u“ I - 3R



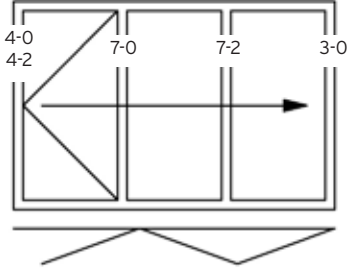
Details für unten aufstehende Faltwand.  
 Details for floor mounted folding glass doors.

SL 66 „o“ I - 3R

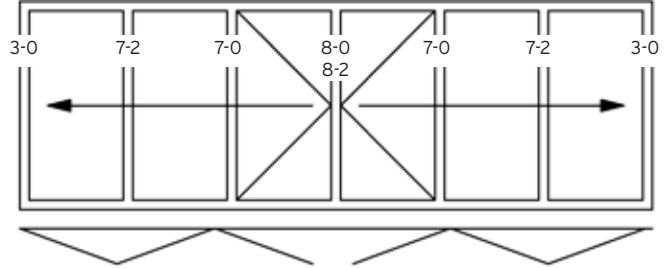


Details für oben anhängende Faltwand.  
 Details for top hung folding glass doors.

I - 3R

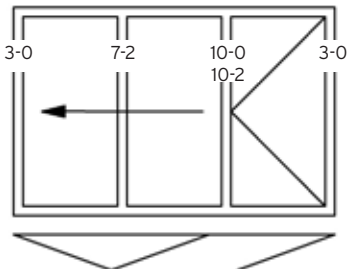


I - 3L 3R

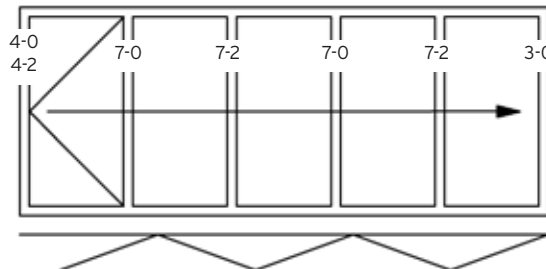


oder  
 / or

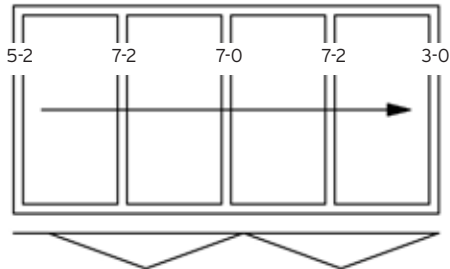
I - 2L 1R



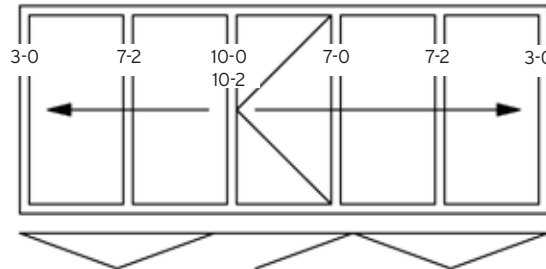
I - 5R



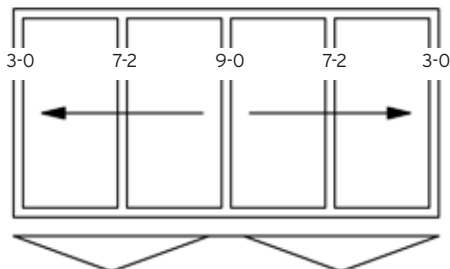
I - 4R



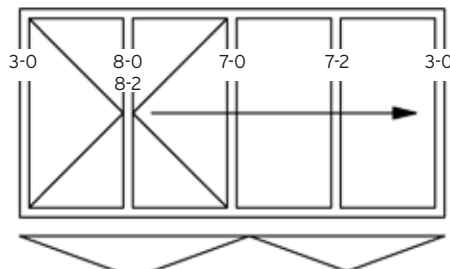
I - 2L 3R



I - 2L 2R



I - 1L 3R



oder  
 / or

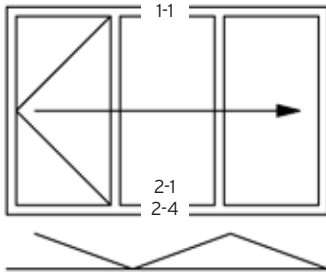
**Innenansicht**

**View from the Inside**

① erstöffnend / primary panel

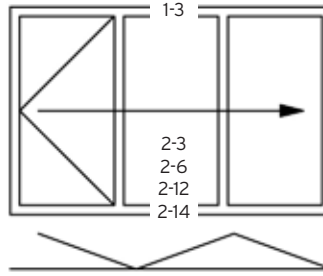
② zweitöffnend / secondary panel

SL 66 „u“ A - 3R



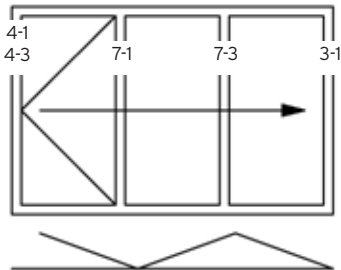
Details für unten aufstehende Faltwand.  
Details for floor mounted folding glass doors.

SL 66 „o“ A - 3R

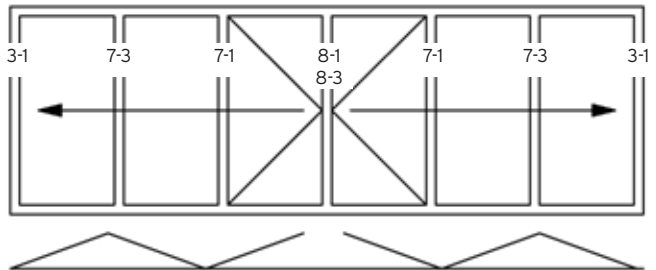


Details für oben anhängende Faltwand.  
Details for top hung folding glass doors.

A - 3R

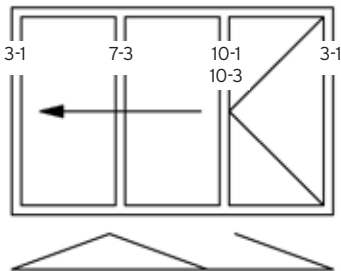


A - 3L 3R

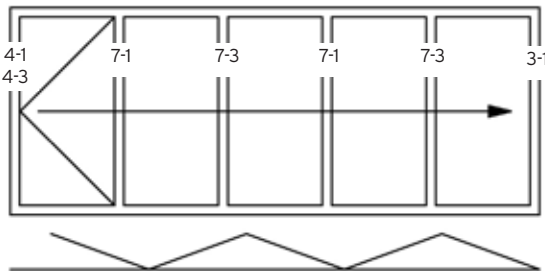


oder ②-① / or ①-②

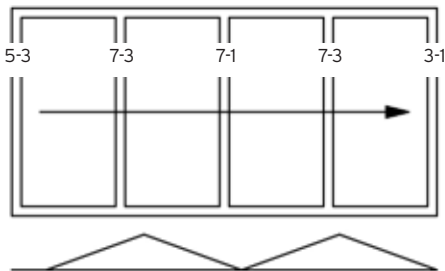
A - 2L 1R



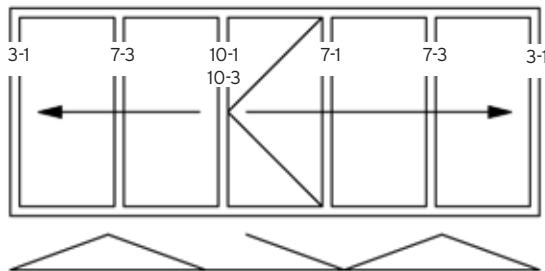
A - 5R



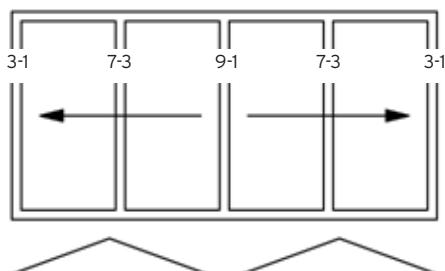
A - 4R



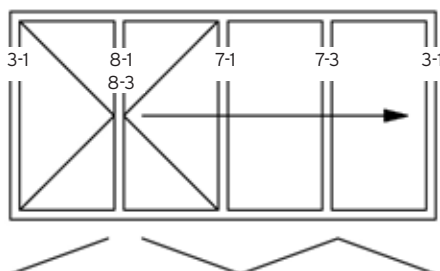
A - 2L 3R



A - 2L 2R



A - 1L 3R

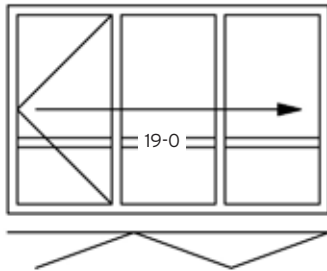


oder ②-① / or ①-②

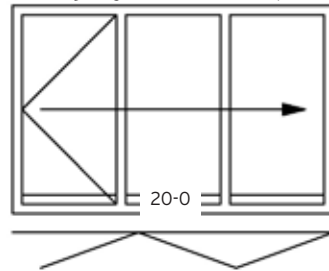
**Innenansicht**

**View from the Inside**

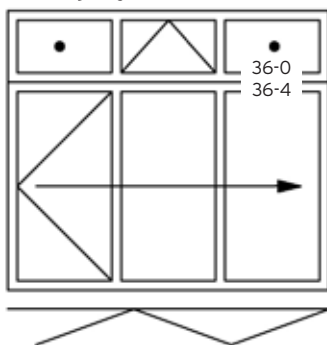
Faltwand mit Sprosse.  
 Folding façade with transom.



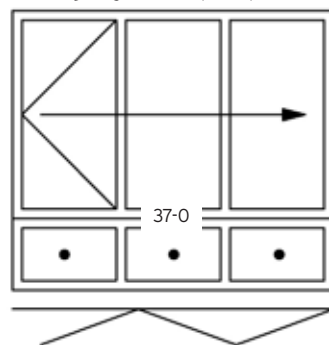
Faltwand mit Sockel.  
 Folding façade with base profile extension.



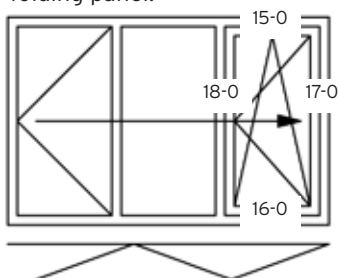
Faltwand mit Oberlicht.  
 Folding façade with overhead panel.



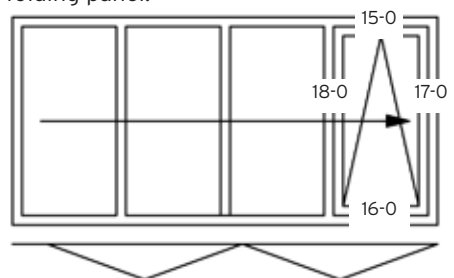
Faltwand auf Brüstung.  
 Folding façade on parapet.



Faltwand mit Drehkipplügel im Faltflügel.  
 Folding façade with tilt and turn panel integrated in folding panel.



Faltwand mit Kippflügel im Faltflügel.  
 Folding façade with tilt panel integrated in folding panel.



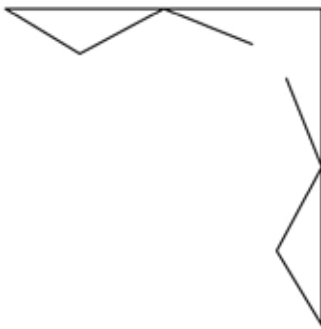
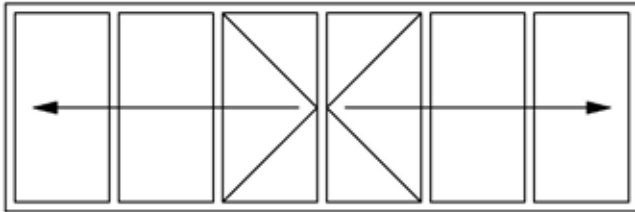
**Innenansicht**

**View from the Inside**

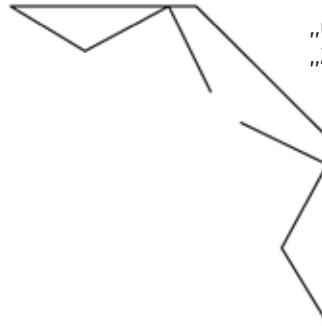
Grundrissbeispiele:  
 Bei einer abgewinkelten Anlage wird die Ausführung funktions-  
 bedingt der Einbausituation angepasst.

Floor plan examples:  
 In the case of an angled configuration the design is adapted to  
 the situation and functional requirements.

I - 3L 3R



„über 90° Ecke“ /  
 „open 90° corner“



„über 2 Ecken“  
 „2 open 135° corners“